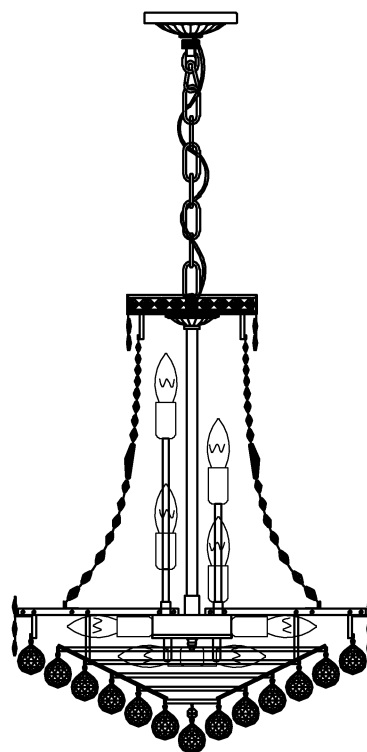



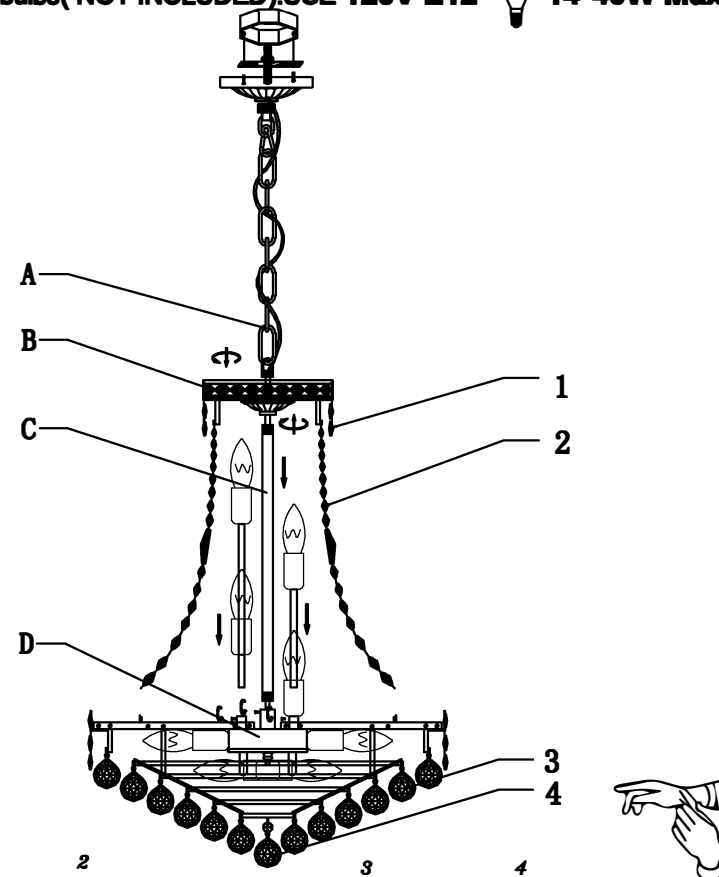
Trade Mark:
CRYSTAL WORLD INC














Product Name: Pendant lamp
Model :8002P22C
120Vac, 60Hz,AC ONLY
Lamp Size:Ø22"X28"H



PENDANT LAMP ASSEMBLY INSTRUCTIONS

- 1.Screw part(C) onto the lampbody(D) secure with screw.
- 2.Screw part(B) onto (C) and (A) onto (C) secure with screw.
- 3.Please wear gloves when you hanging the crystal.
- 4.Install bulbs(NOT INCLUDED).USE 120V E12  14*40W Max.



- | | | | |
|--|--|---|---|
| <p>1</p>  22mm*2pc
91PCS | <p>2</p>  12mm*1pc
 14mm*3pc
 16mm*3pc
 18mm*1pc
 50mm*1pc
 18mm*2pc
 20mm*2pc
 22mm*2pc
 24mm*1pc
35PCS | <p>3</p>  40mm*1pc
126PCS | <p>4</p>  14mm*1pc
 40mm*1pc
1PCS |
|--|--|---|---|