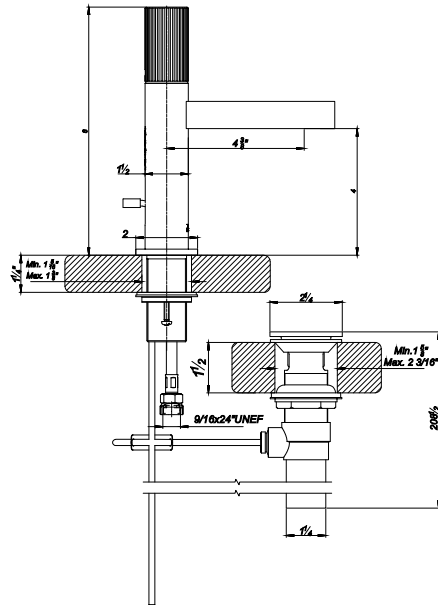


LOLLIPOP - FV182/J2V

Single handle lavatory set, knurled handle vertical style, with pop-up drain assembly.
 Monocomando con volante moleteado estilo vertical y desagüe "pop up".

FRANZ
VIEGENER





FEATURES

CARACTERÍSTICAS

- All brass construction.
Producto realizado íntegramente en latón.
- Brass valve bodies.
Cuerpos de válvulas fabricados en latón.
- Stationary spout with recessed aerator device.
Pico con aireador oculto.
- Flexible SS connectors with sediment screens.
Flexibles con conectores SS y filtro de sedimento.

COLOR / FINISHES

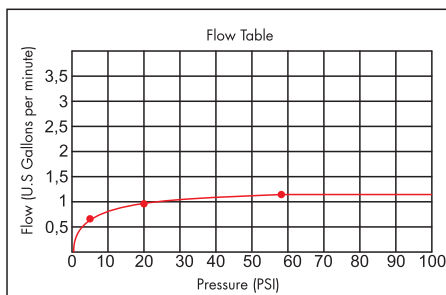
COLOR / ACABADOS

- | | | |
|--|--|---|
|  PC
Polished Chrome. |  PN
Polished Nickel. |  BN
Brushed Nickel. |
|  BG
Brushed Gold. |  PG
Polished Gold. |  RG
Rose Gold. |
|  BK
Black Chrome. |  FB
Flat Black. |  UPB
Unlacked Polished Brass. |

FLOW RATE

CAUDAL

- Maximum flow rate 1,2 gpm (4,5 l/min).
Caudal máximo 1,2 gpm (4,5 l/min).



ITEM DETAILS

DETALLE DE PRODUCTO

COMPLIANCE CERTIFICACIONES

