

# 52" Basics Pro Select Fan Matte White

330017MWH (Matte White)

Project Name: \_\_\_\_\_  
Location: \_\_\_\_\_  
Type: \_\_\_\_\_  
Qty: \_\_\_\_\_  
Comments: \_\_\_\_\_



## Airflow

CFM (High)	4200
CFM (Low)	1523
RPM (High)	161
RPM (Low)	57

## Certifications/Qualifications

Location Rating	CSA UL Listed Dry
	<a href="http://www.kichler.com/warranty">www.kichler.com/warranty</a>

## Dimensions

Base Backplate	5.25 DIA
Downrod 1	1.00 OD X 4.00"
Weight	15.09 LBS
Height	17.50"
Width	52.00"

## Electrical

Amps (High)	0.43
Amps (Low)	0.07
Motor Size	153MM X 15M
Motor Type	AC

## Mounting/Installation

Minimum Distance from Fan to 7 feet Floor	
Interior/Exterior	Interior
Low Ceiling Adaptable	No
Mounting Weight	15.09 LBS

## Photometrics

Kelvin Temperature	2700K
--------------------	-------

## Primary Lamping

Downward-facing Bulbs	3 X 4
Downlight Included	Yes
Downlight Option	Removable
Watts (High)	52
Watts (Low)	9


## Product/Ordering Information

SKU	330017MWH
Finish	White
Style	Traditional
UPC	783927572392

## Specifications

Blade Finish 1	MATTE WHITE
Blade Finish 2	SILVER
Blade Material	WOOD
Blade Pitch	12
Blades Included	Yes
Blade Sweep	52
Diffuser Description	White Etched
Material	STEEL
Max Stem Tilt	22 Degrees
Number of Blades	5
Blades Reversible	Yes


## Additional Finishes

 Brushed Nickel


---

 Matte White

---

 Satin Black

---

 Satin Natural Bronze

---

 White

---

---

**Kichler**

7711 East Pleasant Valley Road Cleveland, Ohio 44131-8010  
Toll free: 866.558.5706 or kichler.com

**Notes:**

1) Information provided is subject to change without notice.  
All values are design or typical values when measured under laboratory conditions.  
2) Incandescent Equivalent: The incandescent equivalent as presented is an approximate number and is for reference only.

**KICHLER®**