

### Features

- Kinesis® technology with concealed sensor allows for a clean aesthetic and provides extraordinarily accurate and reliable actuation in varying installation environments
- Below-counter valving reduces the faucet footprint and provides easier service
- Design-forward aesthetic for commercial bathroom spaces
- 0.5 gpm (1.9 lpm) maximum flow rate
- Requires K-13480 single or K-13481 multiple AC adapter unit
- On-demand usage with 30-second max. continual run cycle to prevent vandalism and save water
- Vandal-resistant aerator
- 18" (457 mm) stainless steel braided flexible supply hose for easy installation
- 6-1/8" (156 mm) spout reach
- Concealed mechanical mixer sold separately
- Complies with the Safe Drinking Water Act (SDWA)
- Includes spout assembly, grid drain, control box assembly, supply hose, and standard mounting hardware

### Material

- Brass spout
- Cast brass valve

### Technology

- Kinesis® sensor technology offers on-demand detection for maximum water savings

### Installation

- Wall-mount

### Required Products/Accessories

[K-13480-A](#) AC Single Supply

or

[K-13481-A](#) Multi-Outlet Power Supply

### Recommended Products/Accessories

K-23726 Drain treatment  
K-23723 Faucet cleaner

### Included Components

K-7129-A Drain



**ADA** **CSA B651** **OBC**

### Codes/Standards





ASME A112.18.1/CSA B125.1  
NSF/ANSI/CAN 61  
NSF/ANSI/CAN 372  
All applicable US Federal and State material regulations  
DOE - Energy Policy Act 1992  
California Energy Commission (CEC)  
ADA  
ICC/ANSI A117.1  
CSA B651  
OBC  
IAPMO Certification

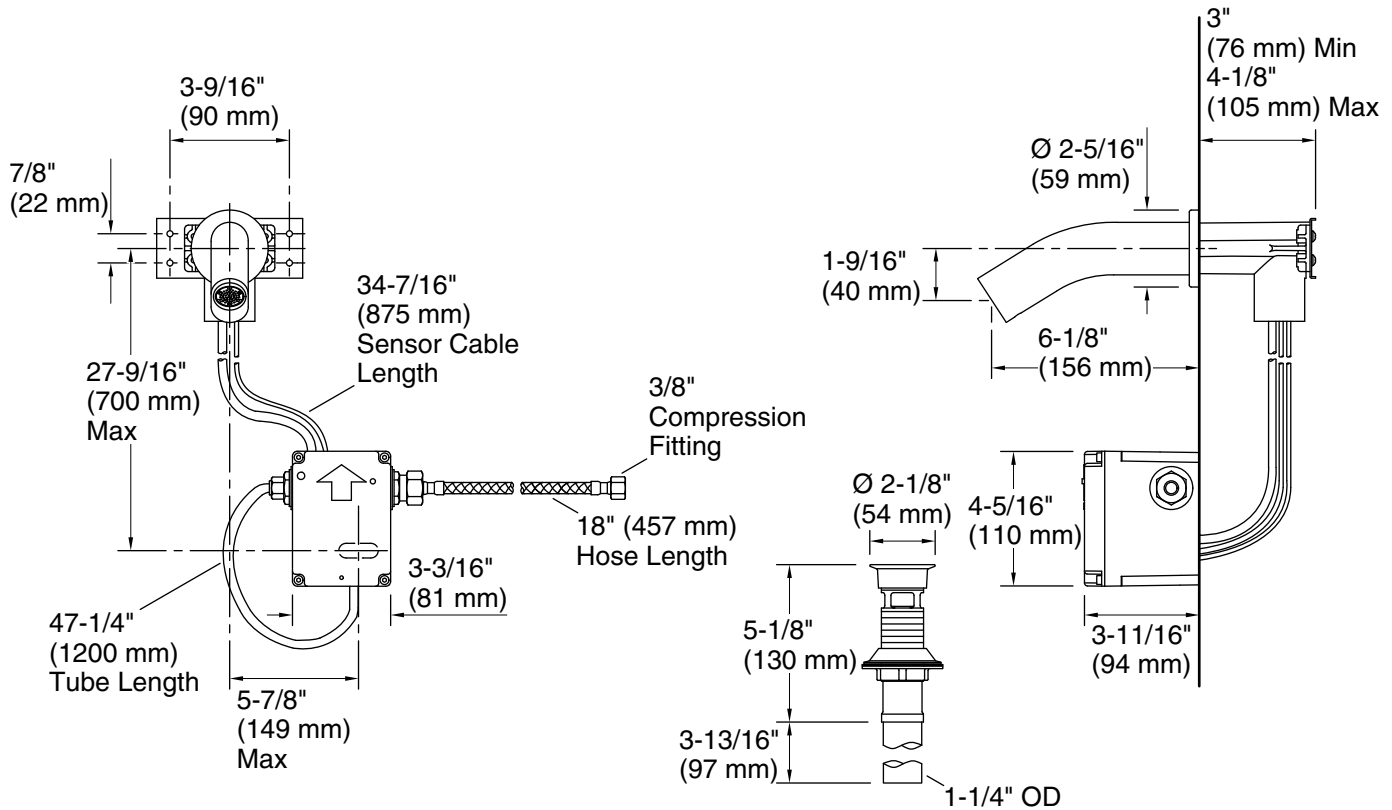
### KOHLER® One-Year Limited Warranty

See website for detailed warranty information.

### Available Colors/Finishes

*Color tiles intended for reference only.*

Color	Code	Description
	CP	Polished Chrome
	BN	Vibrant® Brushed Nickel
	BL	Matte Black
	2MB	Vibrant® Brushed Moderne Brass



### Required Electrical Service

One dedicated circuit required, protected with Class A Ground-Fault Circuit-Interrupter (GFCI). Outside North America, this device may be known as a Residual Current Device (RCD).

120/240 V, 50/60 Hz

### Technical Information

All product dimensions are nominal.

Power source: Hardwire - AC and Plug - AC, not included

### Faucet:

Flow rate: 0.5 gal/min (1.9 l/min)

Pressure: 60 psi (4.1 bar)

Drain included: Yes

### Notes

Install this product according to the installation instructions.

ADA, OBC, CSA B651 compliant when installed to the specific requirements of these regulations.