

Features

- Column lets you customize your shower with a showerhead and handshower.
- Arched shower arm makes it possible to install with low ceiling heights.
- Slidebar bracket allows you to adjust height and angle of the handshower.
- Diverter at the base of the column makes for easy toggling between handshower and showerhead.
- Rainhead, handshower, and hose sold separately to allow for customized components.

Material

- KOHLER finishes resist corrosion and tarnishing.
- Premium metal construction for durability and reliability.

Installation

- Wall-mount shower only installation.
- Installs in less than 60 minutes without changes to in-wall plumbing (subject to condition of existing installation).
- Includes an adapter that will fit with most installations but may require K-1194630, K-1187917 or K-1194302.

Adapters, Rough-in and Extension Kits

1187917	Range: 0" (0 mm) - 1-3/8" (35 mm)
1194630	Range: 2-7/8" (73 mm) - 4" (102 mm)
1194302	Range: 1-1/4" (32 mm) - 2-1/4" (57 mm)

Recommended Products/Accessories

- K-13688 8" rainhead with Katalyst® air-induction technology, 2.5 gpm
- K-13689 10" rainhead with Katalyst® air-induction technology, 2.5 gpm
- K-13692 8" rainhead with Katalyst® air-induction technology, 2.5 gpm
- K-13695 8" rainhead with Katalyst® air-induction technology, 2.5 gpm
- K-23723 Faucet cleaner

Included Components

- Additional Components:
- Adapter
 - Column
 - Diverter
 - Handshower bracket
 - Slidebar



ADA **CSA B651** **OBC**

Codes/Standards









ASME A112.18.1/CSA B125.1
ADA
ICC/ANSI A117.1
CSA B651
OBC

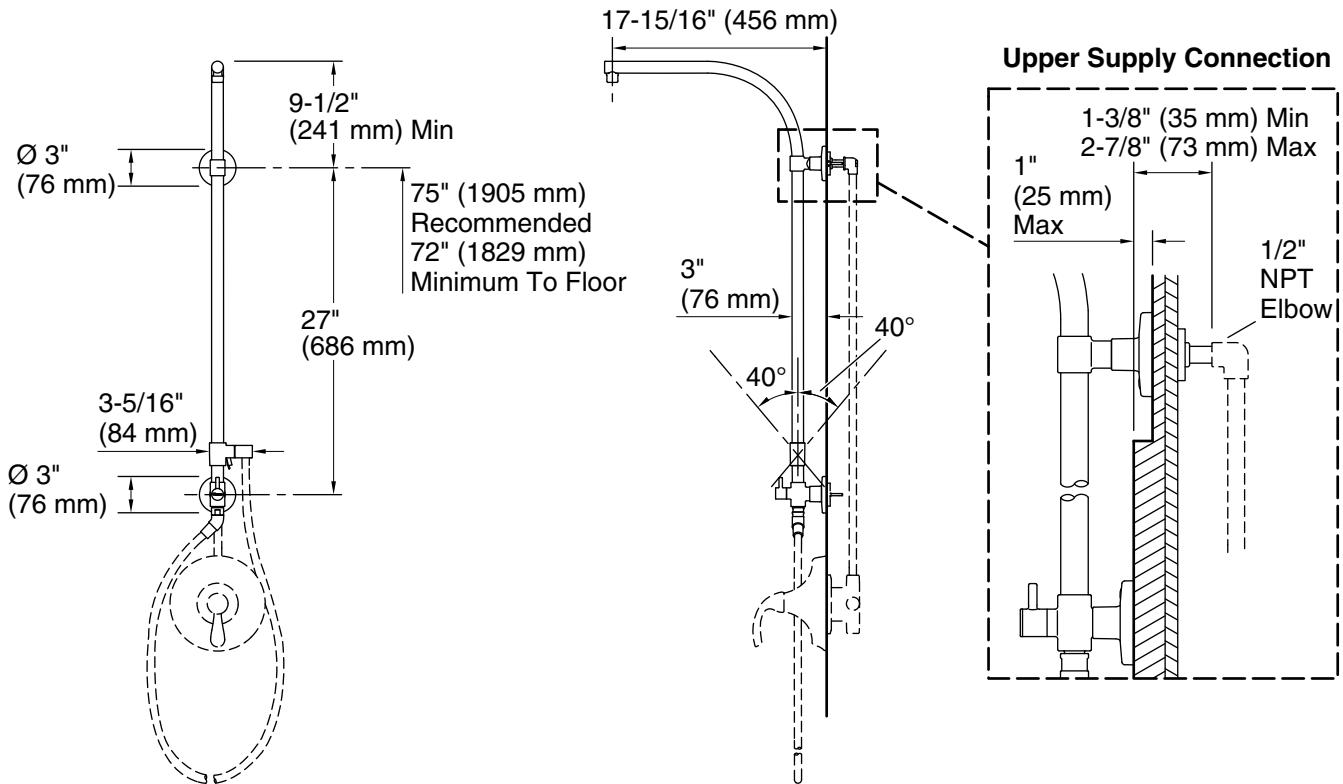
KOHLER® Faucet Lifetime Limited Warranty

See website for detailed warranty information.

Available Colors/Finishes

Color tiles intended for reference only.

Color	Code	Description
	CP	Polished Chrome
	SN	Vibrant® Polished Nickel
	BN	Vibrant® Brushed Nickel
	BV	Vibrant® Brushed Bronze
	2BZ	Oil-Rubbed Bronze
	BL	Matte Black
	2MB	Vibrant® Brushed Moderne Brass
	TT	Vibrant Titanium



NOTE: Valve trim and hose illustrated for dimensioning only, not included in the product.

Technical Information

All product dimensions are nominal.

Drain included: No

Notes

Install this product according to the installation guide.

Order deep roughing-in kit if the distance from the elbow to the finished wall surface is between 2-7/8" (73 mm) to 4" (102 mm).

Order shallow roughing-in kit if the distance from the elbow to the finished wall surface is less than 1-3/8" (35 mm).

Order large escutcheon/mounting collar kit if the supply connection hole diameter is between 1-1/4" (32mm) to 2-1/4" (57 mm).

A 3" (76 mm) escutcheon/mounting collar is supplied to fit a 1" (25 mm) to 1-1/4" (32 mm) supply connection hole diameter.

ADA compliant for shower-only installations.

ADA, OBC, CSA B651 compliant when installed to the specific requirements of these regulations.