

Features

- 1/4" (6 mm) thick Falling Lines tempered glass.
- Frameless design emphasizes glass and creates a sleek, minimalist look.
- Smooth, quiet operation.
- Gently curved inside and outside towel bars complete the look of this door.
- CleanCoat® nanotechnology provides a smooth, nonstick surface to help prevent buildup of water stains, bacteria and mildew on your glass, to make it easy to clean and keep it looking like new.

Material

- Tempered glass ensures maximum safety and durability.
- Anodized aluminum hardware prevents rusting or corrosion.

Installation

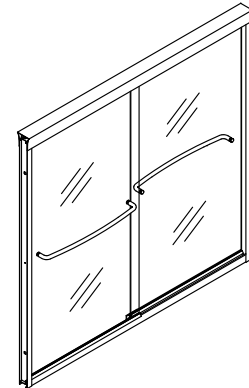
- Fits opening widths 54-5/8" – 59-5/8" (1387 – 1514 mm).
- 3/8" (10 mm) out-of-plumb adjustability per side allows for simpler installation.
- Door can be installed to open to the left or right to suit your bathroom layout.
- For residential use only.
- Not for use in hospitality.

Recommended Products/Accessories

K-23723 Faucet cleaner

Included Components

Additional Components:
Hardware kit



Codes/Standards


ANSI Z97.1
CPSC 16CFR 1201

KOHLER® One-Year Limited Warranty

See website for detailed warranty information.

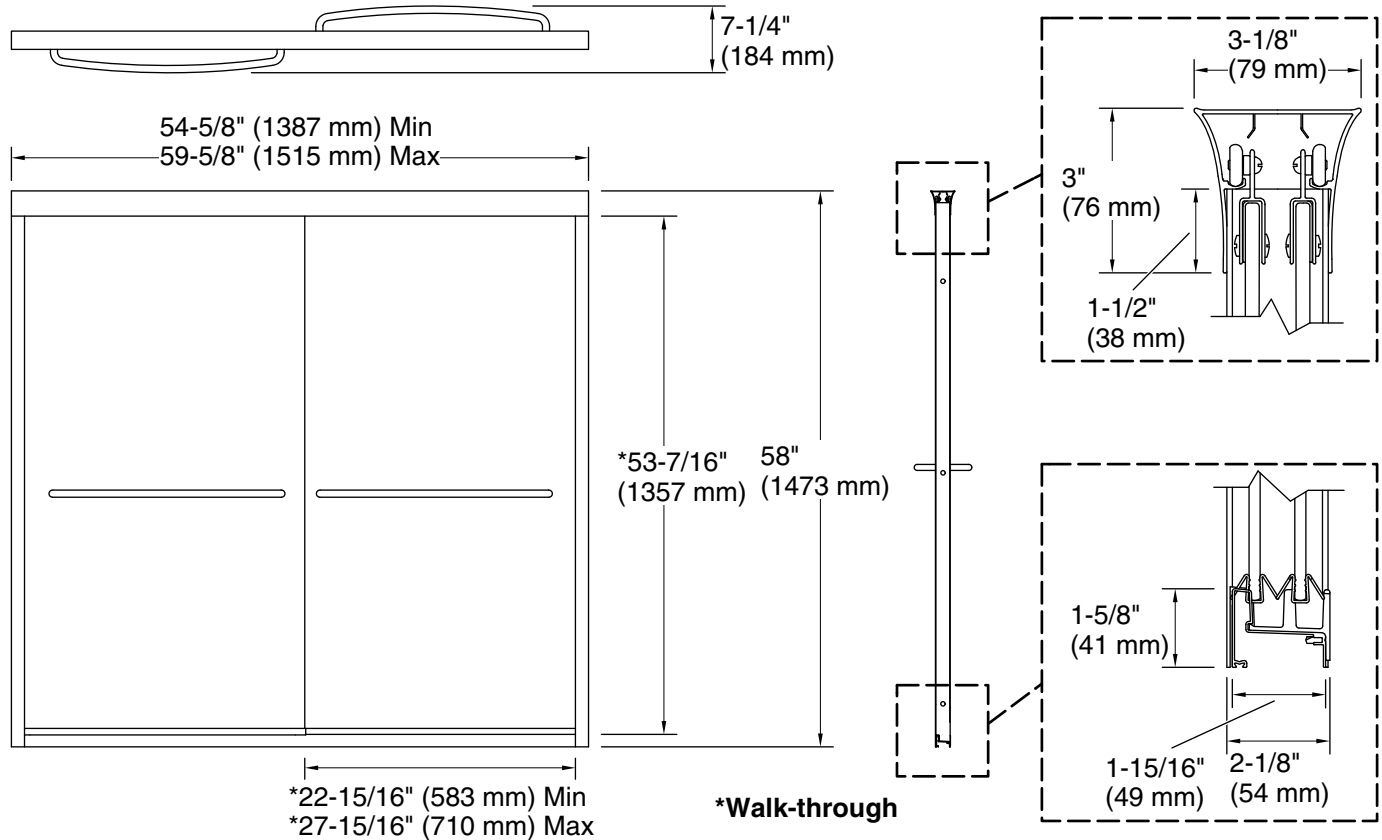
Available Colors/Finishes

Color tiles intended for reference only.

Color	Code	Description
	SHP	Bright Polished Silver
	MX	Matte Nickel
	ABV	Anodized Brushed Bronze

Available Glass Options

Code	Description
G54	Falling Lines



Technical Information

All product dimensions are nominal.

Installation type: For bath installation

Opening Width - Min: 54-5/8" (1387 mm)

Opening Width - Max: 59-5/8" (1514 mm)

Walk-through - Min: 22-15/16" (583 mm)

Walk-through - Max: 27-15/16" (709 mm)

Glass thickness: 1/4" (6 mm)

Glass coating: CleanCoat®

Notes

Install this product according to the installation instructions.

The vertical opening should be a minimum of 60" (1524 mm) to allow for installation clearance.