



1MNVL



1NNVL

REMOVAL OF FAUCET:

Always turn the water supply off before removing the existing faucet or disassembling a valve. Open both faucet handles to relieve water pressure and to ensure that the water has been successfully turned off.

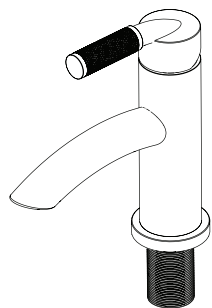
CARE OF FAUCET:

The use of warm water and a soft cloth is all that is required to clean Rubinet products. The patina of our living finishes (Oil Rubbed Bronze & Tuscan Brass) will change as a result of normal use. Applying Mineral Oil on occasion will create a softer look, subtle color changes and character.

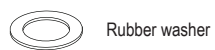
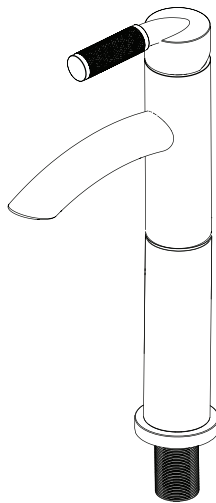
CONTACT US:

If you need assistance with installation, replacement parts or have any questions regarding your Rubinet product, please call a Customer Service representative at: 905-851-6781 toll free 1-800-461-5901 or visit www.rubinet.com

1MNVL



1NNVL



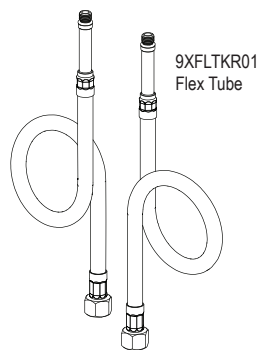
Rubber washer



Metal washer

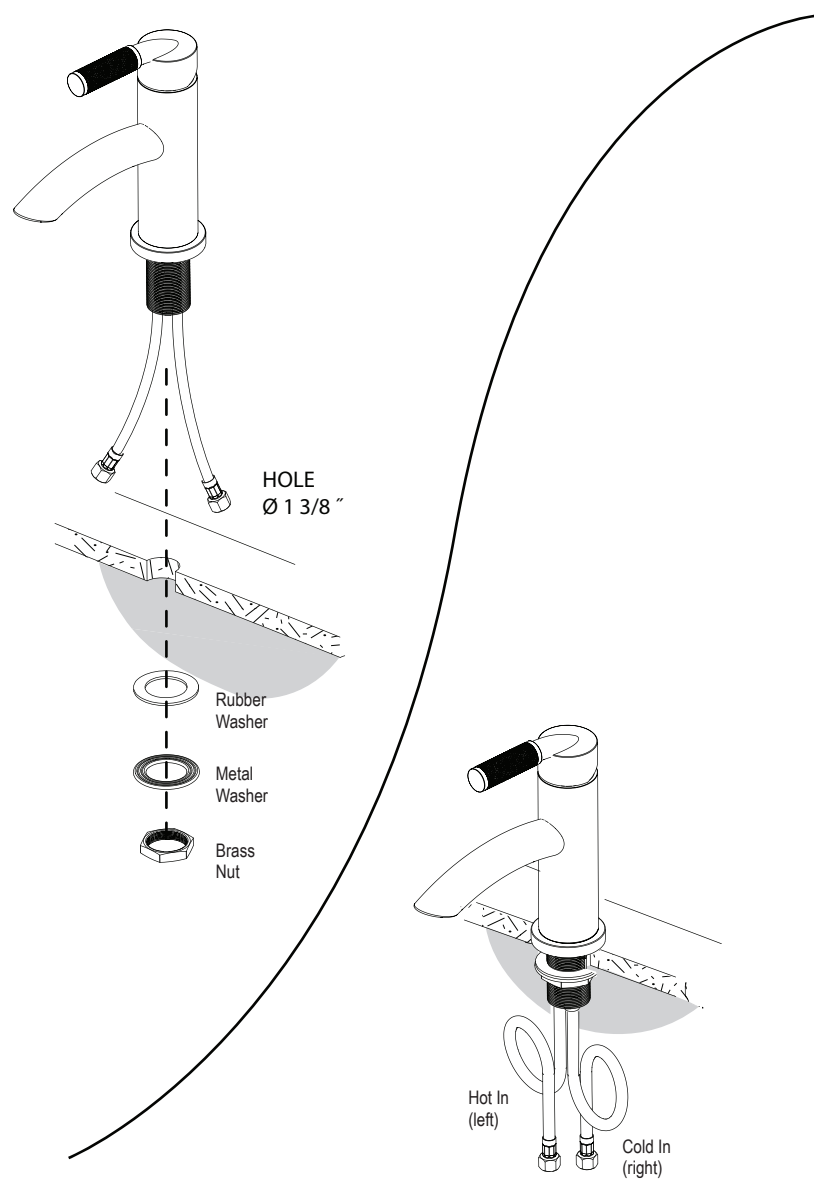


Brass Nut



9XFLTKR01
Flex Tube

1



HOLE
Ø 1 3/8"

Rubber
Washer

Metal
Washer

Brass
Nut

Hot In
(left)

Cold In
(right)