

# LYFT 12 CLEAR WALL SCONCE



Combining modern geometric design with unique diffuser materials, the Lyft wall sconce features a clear acrylic diffuser that adds sparkle to the illuminated area with highly effective light distribution.

## High quality LM80-tested LEDs

for consistent long-life performance and color

## Outstanding protection against the elements:

- Marine-grade powder coat finishes
- Stainless Steel mounting hardware
- Impact-resistant, UV stabilized frosted acrylic lensing

## SPECIFICATIONS

DELIVERED LUMENS	215
WATTS	9.9
VOLTAGE	Universal 120V-277V, with integral transient 2.5kV surge protection (driver)
DIMMING	0-10, ELV
LIGHT DISTRIBUTION	Symmetric
MOUNTING OPTIONS	Wall
PERFORMANCE OPTIONS	In-Line Fuse / Surge Protector
CCT	2700K, 3000K or 4000K
CRI	80
COLOR BINNING	3 Step
BUG RATING	B0-U3-G1
DARK SKY	Non-Compliant
WET LISTED	IP65
GENERAL LISTING	ETL
CALIFORNIA TITLE 24	Can be used to comply with CEC 2016 Title 24 Part 6 for outdoor use. Registration with CEC Appliance Database not required.
START TEMP	-30°C
FIELD SERVICEABLE LED	Yes
CONSTRUCTION	Aluminum
HARDWARE	Stainless Steel
FINISH	Marine Grade Powder Coat
LED LIFETIME	L70; 70,000 Hours
WARRANTY*	5 Years
WEIGHT	5.2 lbs.

\* Visit [techlighting.com](http://techlighting.com) for specific warranty limitations and details.



LYFT 12  
shown with  
clear lens, bronze

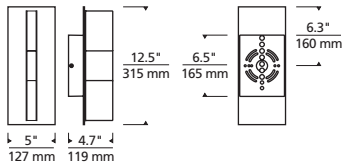


LYFT 12  
shown with  
clear lens, charcoal

## ORDERING INFORMATION

7000WLYT	CRI/CCT	LENGTH	LENS	FINISH	VOLTAGE	DISTRIBUTION	OPTIONS
827	80 CRI, 2700K	12 12"	C CLEAR	B BLACK	UNV 120V-277V	S SYMMETRIC	NONE
830	80 CRI, 3000K			Z BRONZE			LF IN-LINE FUSE
840	80 CRI, 4000K			H CHARCOAL			SP SURGE PROTECTION
							LFSP IN-LINE FUSE & SURGE PROTECTION

# LYFT 12 CLEAR WALL SCONCE



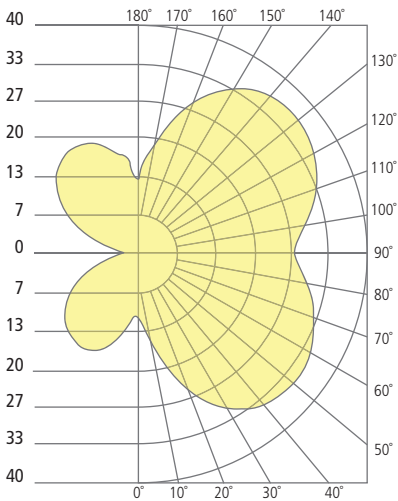
Lyft 12

## PHOTOMETRICS\*

\*For latest photometrics, please visit [www.techlighting.com/OUTDOOR](http://www.techlighting.com/OUTDOOR)

### LYFT 12 CLEAR

Total Lumen Output: 215  
 Total Power: 9.9  
 Luminaire Efficacy: 21.5  
 Color Temp: 3000K  
 CRI: 80  
 BUG Rating: B0-U3-G1



## PROJECT INFO

FIXTURE TYPE & QUANTITY

JOB NAME & INFO

NOTES

---



---



---



---



---



---



© 2016 Tech Lighting, L.L.C. All rights reserved. The "Tech Lighting" graphic is a registered trademark of Tech Lighting, L.L.C. Tech Lighting reserves the right to change specifications for product improvements without notification.



GENERATION BRANDS  
 7400 Linder Avenue, Skokie, Illinois 60077  
 T 847.410.4400 F 847.410.4500

Combining modern geometric design with unique diffuser materials, the Lyft wall sconce features a solid, sand blasted acrylic diffuser that creates a wide dispersion of soft LED up and down light.

### High quality LM80-tested LEDs

for consistent long-life performance and color

### Outstanding protection against the elements:

- Marine-grade powder coat finishes
- Stainless Steel mounting hardware
- Impact-resistant, UV stabilized frosted acrylic lensing

## SPECIFICATIONS

DELIVERED LUMENS	286.4
WATTS	9.8
VOLTAGE	Universal 120V-277V, with integral transient 2.5kV surge protection (driver)
DIMMING	0-10, ELV
LIGHT DISTRIBUTION	Symmetric
MOUNTING OPTIONS	Wall
PERFORMANCE OPTIONS	In-Line Fuse / Surge Protector
CCT	2700K, 3000K or 4000K
CRI	80
COLOR BINNING	3 Step
BUG RATING	B0-U3-G1
DARK SKY	Non-Compliant
WET LISTED	IP65
GENERAL LISTING	ETL
CALIFORNIA TITLE 24	Can be used to comply with CEC 2016 Title 24 Part 6 for outdoor use. Registration with CEC Appliance Database not required.
START TEMP	-30°C
FIELD SERVICEABLE LED	Yes
CONSTRUCTION	Aluminum
HARDWARE	Stainless Steel
FINISH	Marine Grade Powder Coat
LED LIFETIME	L70; 70,000 Hours
WARRANTY*	5 Years
WEIGHT	5.2 lbs.

\* Visit [techlighting.com](http://techlighting.com) for specific warranty limitations and details.



LYFT 12  
shown with  
diffuse lens, bronze

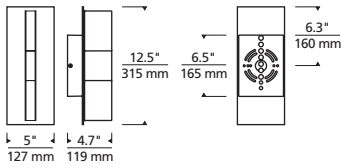


LYFT 12  
shown with  
diffuse lens, charcoal

## ORDERING INFORMATION

7000WLYT	CRI/CCT	LENGTH	LENS	FINISH	VOLTAGE	DISTRIBUTION	OPTIONS
827	80 CRI, 2700K	12 12"	D DIFFUSE	B BLACK	UNV 120V-277V	S SYMMETRIC	NONE
830	80 CRI, 3000K			Z BRONZE			LF IN-LINE FUSE
840	80 CRI, 4000K			H CHARCOAL			SP SURGE PROTECTION
							LFSP IN-LINE FUSE & SURGE PROTECTION

# LYFT 12 DIFFUSE WALL SCNCE



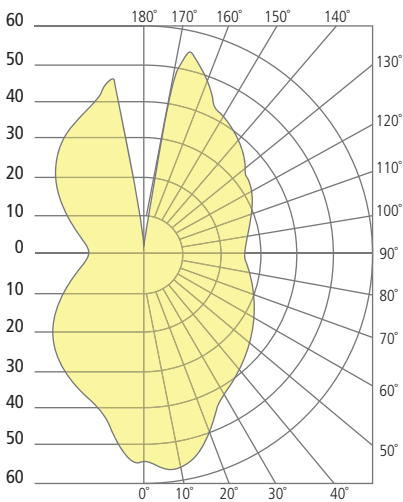
Lyft 12

## PHOTOMETRICS\*

\*For latest photometrics, please visit [www.techlighting.com/OUTDOOR](http://www.techlighting.com/OUTDOOR)

### LYFT 12 DIFFUSE

Total Lumen Output: 286.4  
 Total Power: 9.8  
 Luminaire Efficacy: 29  
 Color Temp: 3000K  
 CRI: 80+  
 BUG Rating: B0-U3-G1



## PROJECT INFO

FIXTURE TYPE & QUANTITY

JOB NAME & INFO

NOTES

---



---



---



---



---



---



GENERATION BRANDS

7400 Linder Avenue, Skokie, Illinois 60077

T 847.410.4400 F 847.410.4500



© 2016 Tech Lighting, L.L.C. All rights reserved. The "Tech Lighting" graphic is a registered trademark of Tech Lighting, L.L.C. Tech Lighting reserves the right to change specifications for product improvements without notification.